



2013



SUPERBIKE CHAMPIONSHIPS

BROUGHT TO YOU BY



www.ma.org.au

**Round 4 & 5 : Sydney Motorsports Park : August 1 - 4****SUPERSPORT****Round 5 - Race 1**

Date: 04/08/13
 Event: R19
 Weather: Mostly sunny - Temp: 16.9C
 Track: Dry - Temp: 26.4C

Started at: 10:46:13
 Laps: 12
 Starters: 22
 Printed at: 11:19

PROVISIONAL CLASSIFICATION

Pos	No	Gr	Name	Machine	Laps	Race Time	Behind	Fastest Lap	On Lap	Top Speed
1	64	B	Aaron MORRIS (NSW) / Maxima Yamaha / Ohlins / Arrow / Pirelli / RK Bell / Alpine Stars	Yamaha YZF-R6	12	18:53.660		1:33.692	3	260
2	41	C	Aiden WAGNER (QLD) / YRD / XXX Rated Suspension / Wagner Soil Testing	Yamaha YZF-R6	12	18:53.970	.310	1:32.776	4	267
3	2	A	Daniel FALZON (SA) / Yamaha / Catterpillar EPSA / Yamaha	Yamaha YZF-R6	12	18:57.336	3.676	1:33.646	6	267
4	50	B	Callum SPRIGGS (QLD) / YRD / Allsite Concrete Cutting / XXX Rated Suspensions	Yamaha YZF-R6	12	18:57.451	3.791	1:33.665	6	251
5	78	B	Michael BLAIR (NSW) / YRD / Blair Build / M & C Plant / Campbells Building Materials	Yamaha YZF-R6	12	18:59.376	5.716	1:33.864	4	271
6	82	A	Chris QUINN (NSW) / Coopers Pale Ale Yamaha / Holmes Extractive Resources	Yamaha YZF-R6	12	19:07.804	14.144	1:34.677	9	271
7	96	A	Aaron GOBERT (NSW) / Wet 4 U Kawasaki / Bell / Alpinestar / Boulistic / Dunlop	Kawasaki ZX6R	12	19:09.079	15.419	1:34.375	4	264
8	83	B	Kyle BUCKLEY (QLD) / Motorcycle Accessory Shop / Yamaha / YRD / xxx Rated Susp. / LAE Racing	Yamaha YZF-R6	12	19:09.271	15.611	1:34.719	9	267
9	53	B	Mason COOTE (WA) / Dynoverks Racing / MSC Safe Co / Radmix / Dyno Verks / SP Racing	Yamaha YZF-R6	12	19:11.949	18.289	1:34.696	3	278
10	69	A	Michael LOCKART (NSW) / EPL International / Amorini / Armstrong Consulting / Kawasaki	Kawasaki ZX6R	12	19:17.356	23.696	1:35.073	6	254
11	18	D	Mohd RAMDAN (MAL) / Team Petronas AHM Malaysia	Yamaha YZF-R6	12	19:21.044	27.384	1:35.573	9	271
12	59	B	Luke BURGESS (QLD) / Mackay Kawasaki / Kawasaki Finance (KMF) / HR Smart Solutions	Kawasaki ZX6R	12	19:27.464	33.804	1:36.248	6	264
13	52	A	Ryan TAYLOR (VIC) / Yamaha / Pirelli / Motul / YRD / SW Racing	Yamaha YZF-R6	12	19:27.479	33.819	1:36.130	5	267
14	66	B	Aaiden COOTE (WA) / SP Racing / MSC Safe Co / Motorcycle Panel & Paint / SK Mining Serv.	Honda CBR RR	12	19:43.982	50.322	1:37.705	9	254
15	65	C	Hudson PITT (SA) / Hudson Pitt / Hyperfert / Underground Designs / All Bake Services	Suzuki GSX-R	12	19:45.598	51.938	1:37.308	12	264

Chief Time Keeper - Scott Laing


Clerk of Course - Tom Williams



Computime Race Timing Systems Pty Ltd © 1996
 Licensed to Computime Race Timing Systems

www.computime.com.au**COMPUTIME RACE TIMING SYSTEMS PTY LTD**

9 Timber Lane, Glen Waverley, Vic 3150. Ph : 0418 17 13 17

E-mail : scott@computime.com.au



2013



Round 4 & 5 : Sydney Motorsports Park : August 1 - 4

SUPERSPORT

Round 5 - Race 1

Date: 04/08/13
 Event: R19
 Weather: Mostly sunny - Temp: 16.9C
 Track: Dry - Temp: 26.4C

Started at: 10:46:13
 Laps: 12
 Starters: 22
 Printed at: 11:19

PROVISIONAL CLASSIFICATION

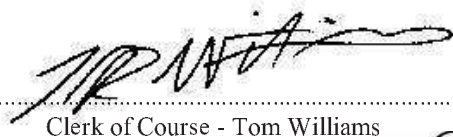
Pos	No	Gr	Name	Machine	Laps	Race Time	Behind	Fastest Lap	On Lap	Top Speed
16	84	C	Thomas BRYDEN (NSW)	Yamaha YZF-R6	12	19:46.088	52.428	1:37.558	10	264
17	97	C	Joshua CUMING (QLD) / Steve Vaughn / Fosters Ace Auto Repairs / Outback Jacks	Yamaha YZF-R6	12	19:46.145	52.485	1:36.998	12	264
18	58	B	Anthony QUINN (NSW) / Coopers Pale Ale Yamaha / Holmes Extractive Resources	Yamaha YZF-R6	12	19:56.965	1:03.305	1:38.005	5	267
19	24		Daniel MAYES (QLD)	Suzuki GSX-R	12	20:01.592	1:07.932	1:39.083	11	257
20	89		Anthony VILLELLA (QLD) / 2 wheels 'n' wear / Prime Clothing and Graphics	Suzuki GSX-R	12	20:11.568	1:17.908	1:39.516	3	254
21	32	D	David ROUGHLEY (QLD) / Lismore Motorcycles / Tyres For Bikes / Mick's Fix / Arlen Ness	Yamaha YZF-R6	12	20:27.231	1:33.571	1:41.035	2	245
DNF	68	C	Mitch LEVY (NSW) / Racers Edge Performance / Pirelli / MOTUL	Kawasaki ZX6R	3	6:15.194	9 Laps	1:39.059	2	245

Fastest Lap was 1:32.776 by Aiden WAGNER (QLD)

Current race lap record for SS class - 1:32.654 by Jamie STAUFFER (NSW) on a Yamaha YZF-R6 set on 16/03/08

The results are provisional until the end of the time limit for protests and appeals.


 Chief Time Keeper - Scott Laing


 Clerk of Course - Tom Williams




Computime Race Timing Systems Pty Ltd © 1996
 Licensed to Computime Race Timing Systems

www.computime.com.au

COMPUTIME RACE TIMING SYSTEMS PTY LTD

9 Timber Lane, Glen Waverley, Vic 3150. Ph : 0418 17 13 17

E-mail : scott@computime.com.au





2013



Round 4 & 5 : Sydney Motorsports Park : August 1 - 4

SUPERSPORT

Round 5 - Race 1


Date: 04/08/13
 Event: R19
 Weather: Mostly sunny - Temp: 16.9C
 Track: Dry - Temp: 26.4C


Started at: 10:46:13
 Laps: 12
 Starters: 22
 Printed at: 11:19

PROVISIONAL LAP TIMES

No	Name	Lap 1	Lap 2	Lap 3	Lap 4	Lap 5	Lap 6	Lap 7	Lap 8	Lap 9	Lap 10	Lap 11	Lap 12
2	Daniel FALZON (SA)	1:40.189	1:34.296	1:34.277	1:34.023	1:33.913	1:33.646	1:34.317	1:34.120	1:34.170	1:34.693	1:34.446	1:35.246
18	Mohd RAMDAN (MAL)	1:43.167	1:36.242	1:36.391	1:36.481	1:36.744	1:36.015	1:36.165	1:36.322	1:35.573	1:35.940	1:35.849	1:36.155
24	Daniel MAYES (QLD)	1:47.202	1:39.836	1:39.378	1:39.283	1:39.292	1:40.490	1:39.614	1:39.506	1:39.154	1:39.359	1:39.083	1:39.395
32	David ROUGHLEY (QLD)	1:49.594	1:41.035	1:41.768	1:41.388	1:42.212	1:41.042	1:41.611	1:41.596	1:41.766	1:42.230	1:41.502	1:41.487
41	Aiden WAGNER (QLD)	1:39.828	1:34.320	1:33.771	1:32.776	1:34.442	1:34.037	1:33.893	1:34.385	1:33.803	1:33.849	1:34.511	1:34.355
50	Callum SPRIGGS (QLD)	1:40.757	1:34.498	1:33.806	1:33.846	1:33.827	1:33.665	1:34.261	1:34.216	1:34.115	1:34.275	1:34.522	1:35.663
52	Ryan TAYLOR (VIC)	1:42.977	1:36.132	1:36.437	1:36.594	1:36.130	1:36.446	1:36.755	1:36.393	1:36.992	1:37.678	1:37.308	1:37.637
53	Mason COOTE (WA)	1:42.249	1:34.902	1:34.696	1:35.222	1:35.890	1:35.944	1:35.176	1:35.431	1:35.100	1:35.342	1:36.026	1:35.971
58	Anthony QUINN (NSW)	1:47.767	1:39.410	1:38.572	1:38.371	1:38.005	1:38.277	1:38.615	1:38.623	1:39.376	1:39.580	1:39.920	1:40.449
59	Luke BURGESS (QLD)	1:41.713	1:37.120	1:36.340	1:36.968	1:36.588	1:36.248	1:36.949	1:36.657	1:36.608	1:37.373	1:37.213	1:37.687
64	Aaron MORRIS (NSW)	1:39.314	1:33.707	1:33.692	1:33.906	1:34.471	1:34.039	1:33.848	1:34.149	1:33.866	1:33.990	1:34.379	1:34.299
65	Hudson PITT (SA)	1:45.154	1:39.086	1:39.818	1:37.971	1:38.109	1:38.312	1:38.099	1:37.899	1:37.922	1:38.123	1:37.797	1:37.308
66	Aaiden COOTE (WA)	1:45.360	1:38.080	1:37.803	1:37.928	1:37.753	1:38.272	1:38.295	1:38.103	1:37.705	1:37.756	1:39.115	1:37.812
68	Mitch LEVY (NSW)	1:44.515	1:39.059	2:51.620									
69	Michael LOCKART (NSW)	1:42.974	1:35.992	1:36.181	1:35.283	1:35.447	1:35.073	1:35.444	1:35.300	1:36.589	1:36.576	1:36.085	1:36.412
78	Michael BLAIR (NSW)	1:39.620	1:34.124	1:35.939	1:33.864	1:34.266	1:33.994	1:34.376	1:34.195	1:34.558	1:34.932	1:34.373	1:35.135
82	Chris QUINN (NSW)	1:42.235	1:36.579	1:34.817	1:34.814	1:34.877	1:35.349	1:34.743	1:34.769	1:34.677	1:34.794	1:35.408	1:34.742
83	Kyle BUCKLEY (QLD)	1:41.838	1:34.920	1:35.630	1:35.122	1:35.507	1:34.956	1:35.500	1:35.400	1:34.719	1:34.984	1:35.379	1:35.316
84	Thomas BRYDEN (NSW)	1:47.328	1:38.832	1:38.112	1:38.094	1:37.914	1:38.784	1:37.908	1:37.908	1:37.559	1:37.558	1:37.788	1:38.303
89	Anthony VILLELLA (QLD)	1:48.362	1:39.552	1:39.516	1:39.695	1:39.661	1:40.495	1:39.944	1:39.799	1:40.695	1:41.300	1:41.398	1:41.151
96	Aaron GOBERT (NSW)	1:40.715	1:34.566	1:34.879	1:34.375	1:34.565	1:34.884	1:35.838	1:35.548	1:35.937	1:35.697	1:35.960	1:36.115
97	Joshua CUMING (QLD)	1:47.203	1:38.459	1:38.140	1:38.274	1:38.554	1:37.983	1:37.990	1:37.905	1:38.664	1:38.184	1:37.791	1:36.998

The results are provisional until the end of the time limit for protests and appeals.


 Chief Time Keeper - Scott Laing


 Clerk of Course - Tom Williams



Computime Race Timing Systems Pty Ltd © 1996
 Licensed to Computime Race Timing Systems
www.computime.com.au

COMPUTIME RACE TIMING SYSTEMS PTY LTD
 9 Timber Lane, Glen Waverley, Vic 3150. Ph : 0418 17 13 17
 E-mail : scott@computime.com.au





2013



Round 4 & 5 : Sydney Motorsports Park : August 1 - 4

SUPERSPORT

Round 5 - Race 1

Date: 04/08/13
 Event: R19
 Weather: Mostly sunny - Temp: 16.9C
 Track: Dry - Temp: 26.4C

Started at: 10:46:13
 Laps: 12
 Starters: 22
 Printed at: 11:19

PROVISIONAL SPLIT TIMES

Lap	Split 1	Split 2	Split 3	Lap Time	Speed	Lap	Split 1	Split 2	Split 3	Lap Time	Speed
2 Daniel FALZON (SA) (3rd)						10	30.367	42.196	26.796	1:39.359	239
1	34.204	40.515	25.470	1:40.189	254	11	30.224	42.096	26.763	1:39.083	233
2	28.731	40.218	25.347	1:34.296	267	12	30.392	42.256	26.747	1:39.395	251
3	28.584	40.227	25.466	1:34.277	260	32 David ROUGHLEY (QLD) (21th)					
4	28.556	40.046	25.421	1:34.023	264	1	38.451	43.884	27.259	1:49.594	233
5	28.472	40.113	25.328	1:33.913	257	2	30.788	42.957	27.290	1:41.035	245
6	28.417	39.843	25.386	1:33.646	260	3	31.413	43.130	27.225	1:41.768	231
7	28.506	40.262	25.549	1:34.317	260	4	30.917	42.953	27.518	1:41.388	231
8	28.703	40.005	25.412	1:34.120	267	5	31.432	43.340	27.440	1:42.212	233
9	28.467	40.168	25.535	1:34.170	257	6	31.076	42.784	27.182	1:41.042	239
10	28.654	40.554	25.485	1:34.693	251	7	31.367	43.046	27.198	1:41.611	239
11	28.693	40.244	25.509	1:34.446	264	8	31.202	42.954	27.440	1:41.596	239
12	28.917	40.709	25.620	1:35.246	251	9	31.118	43.242	27.406	1:41.766	245
18 Mohd RAMDAN (MAL) (11th)						10	31.517	43.185	27.528	1:42.230	233
1	35.634	41.798	25.735	1:43.167	260	11	31.301	43.017	27.184	1:41.502	236
2	29.353	41.035	25.854	1:36.242	257	12	31.041	43.061	27.385	1:41.487	231
3	29.650	40.703	26.038	1:36.391	264	41 Aiden WAGNER (QLD) (2nd)					
4	29.243	41.260	25.978	1:36.481	267	1	33.799	40.480	25.549	1:39.828	257
5	29.603	40.955	26.186	1:36.744	257	2	28.704	40.210	25.406	1:34.320	257
6	29.164	41.101	25.750	1:36.015	271	3	28.369	39.879	25.523	1:33.771	260
7	29.284	40.917	25.964	1:36.165	254	4	28.251	39.320	25.205	1:32.776	260
8	29.773	40.641	25.908	1:36.322	260	5	28.615	40.373	25.454	1:34.442	267
9	28.984	40.673	25.916	1:35.573	239	6	28.777	39.842	25.418	1:34.037	257
10	29.124	40.854	25.962	1:35.940	254	7	28.664	39.844	25.385	1:33.893	264
11	29.151	40.664	26.034	1:35.849	257	8	28.667	40.160	25.558	1:34.385	257
12	29.233	40.768	26.154	1:36.155	254	9	28.439	39.900	25.464	1:33.803	257
24 Daniel MAYES (QLD) (19th)						10	28.642	39.741	25.466	1:33.849	267
1	37.203	43.285	26.714	1:47.202	245	11	28.609	40.310	25.592	1:34.511	260
2	30.513	42.564	26.759	1:39.836	245	12	28.516	40.245	25.594	1:34.355	248
3	30.476	42.212	26.690	1:39.378	257	50 Callum SPRIGGS (QLD) (4th)					
4	30.240	42.316	26.727	1:39.283	239	1	34.523	40.799	25.435	1:40.757	245
5	30.445	42.166	26.681	1:39.292	239	2	28.782	40.579	25.137	1:34.498	236
6	30.771	42.806	26.913	1:40.490	239	3	28.476	40.206	25.124	1:33.806	245
7	30.632	42.290	26.692	1:39.614	254	4	28.459	40.017	25.370	1:33.846	248
8	30.674	42.300	26.532	1:39.506	239	5	28.534	40.210	25.083	1:33.827	248
9	30.346	42.088	26.720	1:39.154	239						


Scott Laing
 Chief Time Keeper - Scott Laing

Tom Williams
 Clerk of Course - Tom Williams



Computime Race Timing Systems Pty Ltd © 1996
 Licensed to Computime Race Timing Systems
www.computime.com.au

COMPUTIME RACE TIMING SYSTEMS PTY LTD
 9 Timber Lane, Glen Waverley, Vic 3150. Ph : 0418 17 13 17
 E-mail : scott@computime.com.au





2013



Round 4 & 5 : Sydney Motorsports Park : August 1 - 4

SUPERSPORT

Round 5 - Race 1

Date: 04/08/13
 Event: R19
 Weather: Mostly sunny - Temp: 16.9C
 Track: Dry - Temp: 26.4C

Started at: 10:46:13
 Laps: 12
 Starters: 22
 Printed at: 11:19

PROVISIONAL SPLIT TIMES

Lap	Split 1	Split 2	Split 3	Lap Time	Speed	Lap	Split 1	Split 2	Split 3	Lap Time	Speed
6	28.537	39.952	25.176	1:33.665	251	2	30.626	42.146	26.638	1:39.410	264
7	28.553	40.338	25.370	1:34.261	233	3	30.511	41.790	26.271	1:38.572	251
8	28.752	40.239	25.225	1:34.216	245	4	30.174	41.723	26.474	1:38.371	254
9	28.465	40.229	25.421	1:34.115	231	5	30.110	41.596	26.299	1:38.005	264
10	28.698	40.113	25.464	1:34.275	239	6	30.251	41.799	26.227	1:38.277	257
11	28.768	40.189	25.565	1:34.522	242	7	30.166	42.039	26.410	1:38.615	257
12	29.322	40.803	25.538	1:35.663	226	8	30.261	41.869	26.493	1:38.623	257
52 Ryan TAYLOR (VIC) (13th)						9	30.512	42.328	26.536	1:39.376	257
1	35.186	41.838	25.953	1:42.977	239	10	30.579	42.290	26.711	1:39.580	254
2	29.921	40.457	25.754	1:36.132	254	11	30.783	42.431	26.706	1:39.920	254
3	29.651	40.822	25.964	1:36.437	264	12	30.908	42.603	26.938	1:40.449	251
4	29.390	41.202	26.002	1:36.594	267	59 Luke BURGESS (QLD) (12th)					
5	29.376	40.569	26.185	1:36.130	260	1	34.660	41.009	26.044	1:41.713	260
6	29.387	40.923	26.136	1:36.446	257	2	29.543	41.369	26.208	1:37.120	260
7	29.509	41.030	26.216	1:36.755	267	3	29.255	41.011	26.074	1:36.340	257
8	29.454	41.109	25.830	1:36.393	260	4	29.345	41.350	26.273	1:36.968	239
9	29.785	40.836	26.371	1:36.992	260	5	29.477	41.090	26.021	1:36.588	260
10	29.818	41.333	26.527	1:37.678	251	6	29.199	41.089	25.960	1:36.248	260
11	29.952	40.988	26.368	1:37.308	264	7	29.466	41.133	26.350	1:36.949	251
12	30.017	41.440	26.180	1:37.637	254	8	29.355	41.246	26.056	1:36.657	254
53 Mason COOTE (WA) (9th)						9	29.399	41.130	26.079	1:36.608	264
1	35.315	41.344	25.590	1:42.249	278	10	29.619	41.292	26.462	1:37.373	248
2	29.093	40.288	25.521	1:34.902	251	11	29.367	41.126	26.720	1:37.213	251
3	28.712	40.310	25.674	1:34.696	260	12	30.175	41.310	26.202	1:37.687	248
4	29.198	40.335	25.689	1:35.222	254	64 Aaron MORRIS (NSW) (1st)					
5	29.047	40.812	26.031	1:35.890	260	1	33.507	40.189	25.618	1:39.314	248
6	29.143	41.089	25.712	1:35.944	264	2	28.487	39.656	25.564	1:33.707	257
7	28.755	40.459	25.962	1:35.176	254	3	28.496	39.660	25.536	1:33.692	254
8	29.024	40.464	25.943	1:35.431	254	4	28.535	39.775	25.596	1:33.906	260
9	28.980	40.383	25.737	1:35.100	257	5	28.585	40.258	25.628	1:34.471	254
10	28.987	40.609	25.746	1:35.342	254	6	28.689	39.715	25.635	1:34.039	251
11	29.175	40.598	26.253	1:36.026	248	7	28.543	39.751	25.554	1:33.848	257
12	29.177	40.939	25.855	1:35.971	251	8	28.642	39.986	25.521	1:34.149	248
58 Anthony QUINN (NSW) (18th)						9	28.550	39.730	25.586	1:33.866	260
1	37.984	43.126	26.657	1:47.767	267	10	28.638	39.759	25.593	1:33.990	260
						11	28.508	40.304	25.567	1:34.379	251

Scott Laing
 Chief Time Keeper - Scott Laing

Tom Williams
 Clerk of Course - Tom Williams




Computime Race Timing Systems Pty Ltd © 1996
 Licensed to Computime Race Timing Systems

www.computime.com.au

COMPUTIME RACE TIMING SYSTEMS PTY LTD

9 Timber Lane, Glen Waverley, Vic 3150. Ph : 0418 17 13 17

E-mail : scott@computime.com.au





2013



SUPERBIKE CHAMPIONSHIPS

BROUGHT TO YOU BY



www.ma.org.au

**Round 4 & 5 : Sydney Motorsports Park : August 1 - 4****SUPERSPORT****Round 5 - Race 1**

Date: 04/08/13

Event: R19

Weather: Mostly sunny - Temp: 16.9C

Track: Dry - Temp: 26.4C

Started at: 10:46:13

Laps: 12

Starters: 22


Printed at: 11:19

PROVISIONAL SPLIT TIMES

Lap	Split 1	Split 2	Split 3	Lap Time	Speed	Lap	Split 1	Split 2	Split 3	Lap Time	Speed
12	28.619	40.059	25.621	1:34.299	251	3	29.467	40.927	25.787	1:36.181	254
						4	29.281	40.431	25.571	1:35.283	239
65 Hudson PITT (SA) (15th)						5	29.299	40.562	25.586	1:35.447	242
1	36.010	42.495	26.649	1:45.154	260	6	29.061	40.411	25.601	1:35.073	242
2	30.211	42.407	26.468	1:39.086	242	7	29.149	40.757	25.538	1:35.444	245
3	30.942	42.544	26.332	1:39.818	257	8	29.043	40.579	25.678	1:35.300	239
4	30.199	41.738	26.034	1:37.971	254	9	29.464	40.929	26.196	1:36.589	251
5	29.960	41.849	26.300	1:38.109	254	10	29.564	40.951	26.061	1:36.576	242
6	30.270	41.765	26.277	1:38.312	257	11	29.493	40.735	25.857	1:36.085	242
7	30.036	41.800	26.263	1:38.099	260	12	29.404	40.815	26.193	1:36.412	245
8	29.889	41.708	26.302	1:37.899	254						
9	29.825	41.786	26.311	1:37.922	257	78 Michael BLAIR (NSW) (5th)					
10	30.011	41.949	26.163	1:38.123	264	1	33.306	40.753	25.561	1:39.620	257
11	29.784	41.868	26.145	1:37.797	264	2	28.765	40.002	25.357	1:34.124	260
12	29.563	41.658	26.087	1:37.308	260	3	28.666	41.750	25.523	1:35.939	257
						4	28.485	39.999	25.380	1:33.864	271
66 Aaiden COOTE (WA) (14th)						5	28.554	40.175	25.537	1:34.266	257
1	37.356	41.869	26.135	1:45.360	254	6	28.518	40.052	25.424	1:33.994	264
2	30.226	41.583	26.271	1:38.080	245	7	28.794	40.065	25.517	1:34.376	260
3	30.119	41.464	26.220	1:37.803	254	8	28.507	40.009	25.679	1:34.195	264
4	30.092	41.554	26.282	1:37.928	245	9	28.588	40.168	25.802	1:34.558	264
5	30.000	41.480	26.273	1:37.753	254	10	28.799	40.375	25.758	1:34.932	260
6	30.035	41.904	26.333	1:38.272	251	11	28.746	40.041	25.586	1:34.373	257
7	30.075	41.604	26.616	1:38.295	228	12	28.904	40.360	25.871	1:35.135	264
8	30.224	41.536	26.343	1:38.103	248						
9	30.053	41.429	26.223	1:37.705	248	82 Chris QUINN (NSW) (6th)					
10	29.935	41.500	26.321	1:37.756	254	1	35.036	41.557	25.642	1:42.235	271
11	30.058	42.374	26.683	1:39.115	242	2	29.529	41.048	26.002	1:36.579	257
12	30.097	41.470	26.245	1:37.812	251	3	29.068	40.172	25.577	1:34.817	251
						4	29.061	40.124	25.629	1:34.814	248
68 Mitch LEVY (NSW) (DNF)						5	28.828	40.329	25.720	1:34.877	257
1	35.800	42.010	26.705	1:44.515	245	6	29.284	40.489	25.576	1:35.349	264
2	29.909	41.457	27.693	1:39.059	205	7	28.708	40.237	25.798	1:34.743	260
3	40.763	57.350	1:13.507	2:51.620		8	28.847	40.246	25.676	1:34.769	257
						9	28.864	40.118	25.695	1:34.677	260
69 Michael LOCKART (NSW) (10th)						10	28.901	40.180	25.713	1:34.794	254
1	35.535	41.757	25.682	1:42.974	245	11	28.884	40.550	25.974	1:35.408	264
2	29.259	40.937	25.796	1:35.992	254	12	28.891	40.056	25.795	1:34.742	260

Scott Laing
 Chief Time Keeper - Scott Laing

Tom Williams
 Clerk of Course - Tom Williams




Computime Race Timing Systems Pty Ltd © 1996

Licensed to Computime Race Timing Systems

www.computime.com.au**COMPUTIME RACE TIMING SYSTEMS PTY LTD**

9 Timber Lane, Glen Waverley, Vic 3150. Ph : 0418 17 13 17

E-mail : scott@computime.com.au



2013

SUPERBIKE CHAMPIONSHIPS
BROUGHT TO YOU BY**Round 4 & 5 : Sydney Motorsports Park : August 1 - 4****SUPERSPORT****Round 5 - Race 1**Date: 04/08/13
Event: R19
Weather: Mostly sunny - Temp: 16.9C
Track: Dry - Temp: 26.4CStarted at: 10:46:13
Laps: 12
Starters: 22
Printed at: 11:19**PROVISIONAL SPLIT TIMES**

Lap	Split 1	Split 2	Split 3	Lap Time	Speed	Lap	Split 1	Split 2	Split 3	Lap Time	Speed
83 Kyle BUCKLEY (QLD) (8th)						8	30.762	42.103	26.934	1:39.799	248
1	34.790	41.453	25.595	1:41.838	267	9	30.831	42.531	27.333	1:40.695	236
2	29.007	40.471	25.442	1:34.920	254	10	30.948	42.757	27.595	1:41.300	245
3	28.972	41.099	25.559	1:35.630	251	11	31.136	42.886	27.376	1:41.398	239
4	29.035	40.544	25.543	1:35.122	251	12	31.008	42.743	27.400	1:41.151	239
5	29.052	40.797	25.658	1:35.507	260						
6	28.942	40.405	25.609	1:34.956	260	96 Aaron GOBERT (NSW) (7th)					
7	29.002	40.799	25.699	1:35.500	264	1	34.397	40.678	25.640	1:40.715	257
8	29.061	40.782	25.557	1:35.400	254	2	28.694	40.271	25.601	1:34.566	260
9	28.887	40.313	25.519	1:34.719	254	3	28.895	40.310	25.674	1:34.879	264
10	28.951	40.426	25.607	1:34.984	248	4	28.613	40.114	25.648	1:34.375	254
11	29.075	40.488	25.816	1:35.379	245	5	28.667	40.202	25.696	1:34.565	260
12	29.039	40.631	25.646	1:35.316	260	6	28.788	40.315	25.781	1:34.884	260
						7	29.111	40.692	26.035	1:35.838	257
84 Thomas BRYDEN (NSW) (16th)						8	28.934	40.640	25.974	1:35.548	242
1	37.652	43.152	26.524	1:47.328	264	9	29.122	40.794	26.021	1:35.937	254
2	30.541	42.097	26.194	1:38.832	254	10	29.022	40.691	25.984	1:35.697	248
3	30.378	41.779	25.955	1:38.112	264	11	29.088	40.851	26.021	1:35.960	254
4	30.188	41.779	26.127	1:38.094	260	12	29.388	40.761	25.966	1:36.115	260
5	30.329	41.728	25.857	1:37.914	264	97 Joshua CUMING (QLD) (17th)					
6	30.281	42.441	26.062	1:38.784	245	1	37.424	43.177	26.602	1:47.203	264
7	29.811	42.125	25.972	1:37.908	254	2	30.080	41.922	26.457	1:38.459	251
8	29.929	41.965	26.014	1:37.908	264	3	29.912	42.023	26.205	1:38.140	248
9	29.797	41.556	26.206	1:37.559	260	4	29.963	42.020	26.291	1:38.274	245
10	29.793	41.586	26.179	1:37.558	242	5	30.422	42.112	26.020	1:38.554	257
11	29.802	41.801	26.185	1:37.788	260	6	30.192	41.861	25.930	1:37.983	242
12	29.714	42.456	26.133	1:38.303	257	7	30.089	41.780	26.121	1:37.990	260
89 Anthony VILLELLA (QLD) (20th)						8	30.155	41.666	26.084	1:37.905	251
1	38.472	42.953	26.937	1:48.362	254	9	30.524	41.882	26.258	1:38.664	251
2	30.402	42.347	26.803	1:39.552	245	10	29.753	42.090	26.341	1:38.184	236
3	30.631	42.117	26.768	1:39.516	242	11	29.858	41.818	26.115	1:37.791	251
4	30.599	42.285	26.811	1:39.695	245	12	29.352	41.687	25.959	1:36.998	236
5	30.528	42.155	26.978	1:39.661	231						
6	30.960	42.491	27.044	1:40.495	242						
7	30.701	42.195	27.048	1:39.944	236						


The results are provisional until the end of the time limit for protests and appeals.

Chief Time Keeper - Scott Laing

Clerk of Course - Tom Williams

Computime Race Timing Systems Pty Ltd © 1996
Licensed to Computime Race Timing Systemswww.computime.com.au**COMPUTIME RACE TIMING SYSTEMS PTY LTD**

9 Timber Lane, Glen Waverley, Vic 3150. Ph : 0418 17 13 17

E-mail : scott@computime.com.au



2013



SUPERBIKE CHAMPIONSHIPS

BROUGHT TO YOU BY



MOTORCYCLING AUSTRALIA
www.ma.org.au



Round 4 & 5 : Sydney Motorsports Park : August 1 - 4

SUPERSPORT

Round 5 - Race 1

Date: 04/08/13

Event: R19

Weather: Mostly sunny - Temp: 16.9C

Track: Dry - Temp: 26.4C

Started at: 10:46:13

Laps: 12

Starters: 22

Printed at: 11:19

PROVISIONAL FASTEST LAPS SEQUENCE

Lap	Race Pos	No	Name	Machine	Fastest Lap	On Lap
1	1	64	Aaron MORRIS (NSW)	Yamaha YZF-R6	1:39.314	1
2	1	64	Aaron MORRIS (NSW)	Yamaha YZF-R6	1:33.707	2
3	1	64	Aaron MORRIS (NSW)	Yamaha YZF-R6	1:33.692	3
4	2	41	Aiden WAGNER (QLD)	Yamaha YZF-R6	1:32.776	4

The results are provisional until the end of the time limit for protests and appeals.

Chief Time Keeper - Scott Laing

Clerk of Course - Tom Williams




Computime Race Timing Systems Pty Ltd © 1996
Licensed to Computime Race Timing Systems

www.computime.com.au

COMPUTIME RACE TIMING SYSTEMS PTY LTD

9 Timber Lane, Glen Waverley, Vic 3150. Ph : 0418 17 13 17

E-mail : scott@computime.com.au





2013



Round 4 & 5 : Sydney Motorsports Park : August 1 - 4

SUPERSPORT

Round 5 - Race 1

Date: 04/08/13
Event: R19
Weather: Mostly sunny - Temp: 16.9C
Track: Dry - Temp: 26.4C

Started at: 10:46:13
Laps: 12
Starters: 22
Printed at: 11:19

PROVISIONAL LAP SHEET

No	Lap Time	Gap	No	Lap Time	Gap	No	Lap Time	Gap	No	Lap Time	Gap	No	Lap Time	Gap			
Lap 1			83	1:34.920	3.737	97	1:38.140	17.089	Lap 5			53	1:35.944	9.774			
64	1:39.314		53	1:34.902	4.130	65	1:39.818	17.345	64	1:34.471		69	1:35.073	11.821	52	1:36.446	15.587
78	1:39.620	.306	82	1:36.579	5.793	84	1:38.112	17.559	41	1:34.442	.047	59	1:36.248	15.848	18	1:36.015	15.911
41	1:39.828	.514	59	1:37.120	5.812	58	1:38.572	19.036	2	1:33.913	1.608	50	1:33.827	1.644	66	1:38.272	26.067
2	1:40.189	.875	69	1:35.992	5.945	24	1:39.378	19.703	78	1:34.266	2.723	96	1:34.565	4.010	65	1:38.312	29.321
96	1:40.715	1.401	52	1:36.132	6.088	89	1:39.516	20.717	96	1:34.565	4.010	53	1:35.890	7.869	97	1:37.983	29.484
50	1:40.757	1.443	18	1:36.242	6.388	32	1:41.768	25.684	53	1:35.890	7.869	83	1:35.507	7.927	84	1:38.784	29.935
59	1:41.713	2.399	66	1:38.080	10.419	68	2:51.620	1:28.481	82	1:34.877	8.232	82	1:34.877	8.232	58	1:38.277	31.273
83	1:41.838	2.524	68	1:39.059	10.553	Lap 4			69	1:35.447	10.787	24	1:40.490	36.352			
82	1:42.235	2.921	65	1:39.086	11.219	64	1:33.906		52	1:36.130	13.180	89	1:40.495	38.152			
53	1:42.249	2.935	97	1:38.459	12.641	41	1:32.776	.076	59	1:36.588	13.639	32	1:41.042	47.910			
69	1:42.974	3.660	84	1:38.832	13.139	2	1:34.023	2.166	18	1:36.744	13.935	Lap 7					
52	1:42.977	3.663	24	1:39.836	14.017	50	1:33.846	2.288	66	1:37.753	21.834	64	1:33.848				
18	1:43.167	3.853	58	1:39.410	14.156	78	1:33.864	2.928	65	1:38.109	25.048	41	1:33.893	.090			
68	1:44.515	5.201	89	1:39.552	14.893	96	1:34.375	3.916	84	1:37.914	25.190	50	1:34.261	1.683			
65	1:45.154	5.840	32	1:41.035	17.608	53	1:35.222	6.450	97	1:38.554	25.540	2	1:34.317	1.684			
66	1:45.360	6.046	Lap 3			83	1:35.122	6.891	58	1:38.005	27.035	78	1:34.376	3.206			
24	1:47.202	7.888	64	1:33.692		82	1:34.814	7.826	24	1:39.292	29.901	96	1:35.838	6.845			
97	1:47.203	7.889	41	1:33.771	1.206	69	1:35.283	9.811	89	1:39.661	31.696	82	1:34.743	10.437			
84	1:47.328	8.014	2	1:34.277	2.049	52	1:36.594	11.521	32	1:42.212	40.907	83	1:35.500	10.496			
58	1:47.767	8.453	50	1:33.806	2.348	59	1:36.968	11.522	Lap 6			53	1:35.176	11.102			
89	1:48.362	9.048	78	1:35.939	2.970	18	1:36.481	11.662	64	1:34.039		69	1:35.444	13.417			
32	1:49.594	10.280	96	1:34.879	3.447	66	1:37.928	18.552	41	1:34.037	.045	18	1:36.165	18.228			
Lap 2			53	1:34.696	5.134	65	1:37.971	21.410	2	1:33.646	1.215	52	1:36.755	18.494			
64	1:33.707		83	1:35.630	5.675	97	1:38.274	21.457	50	1:33.665	1.270	59	1:36.949	18.949			
78	1:34.124	.723	82	1:34.817	6.918	84	1:38.094	21.747	78	1:33.994	2.678	66	1:38.295	30.514			
41	1:34.320	1.127	69	1:36.181	8.434	58	1:38.371	23.501	96	1:34.884	4.855	65	1:38.099	33.572			
2	1:34.296	1.464	59	1:36.340	8.460	24	1:39.283	25.080	83	1:34.956	8.844	97	1:37.990	33.626			
50	1:34.498	2.234	52	1:36.437	8.833	89	1:39.695	26.506	82	1:35.349	9.542	84	1:37.908	33.995			
96	1:34.566	2.260	18	1:36.391	9.087	32	1:41.388	33.166									
			66	1:37.803	14.530												

Scott Laing

Chief Time Keeper - Scott Laing

Tom Williams

Clerk of Course - Tom Williams



Computime Race Timing Systems Pty Ltd © 1996


Licensed to Computime Race Timing Systems

www.computime.com.au

COMPUTIME RACE TIMING SYSTEMS PTY LTD

9 Timber Lane, Glen Waverley, Vic 3150. Ph : 0418 17 13 17

E-mail : scott@computime.com.au





2013 QBE



Round 4 & 5 : Sydney Motorsports Park : August 1 - 4

SUPERSPORT

Round 5 - Race 1

Started at: 10:46:13

Laps: 12

Starters: 22

Printed at: 11:19

Date: 04/08/13

Event: R19

Weather: Mostly sunny - Temp: 16.9C

Track: Dry - Temp: 26.4C

PROVISIONAL LAP SHEET

No	Lap Time	Gap	No	Lap Time	Gap	No	Lap Time	Gap	No	Lap Time	Gap
58	1:38.615	36.040	50	1:34.115	1.999	59	1:37.373	27.582			
24	1:39.614	42.118	78	1:34.558	3.944	66	1:37.756	42.073	Lap 12		
89	1:39.944	44.248	96	1:35.937	10.315	84	1:37.558	45.015	64	1:34.299	
32	1:41.611	55.673	82	1:34.677	11.868	65	1:38.123	45.511	41	1:34.355	.310
Lap 8			83	1:34.719	12.600	97	1:38.184	46.374	2	1:35.246	3.676
64	1:34.149		53	1:35.100	13.618	58	1:39.580	51.614	50	1:35.663	3.791
41	1:34.385	.326	69	1:36.589	17.291	24	1:39.359	58.132	78	1:35.135	5.716
2	1:34.120	1.655	18	1:35.573	22.108	89	1:41.300	1:04.037	82	1:34.742	14.144
50	1:34.216	1.750	52	1:36.992	23.864	32	1:42.230	1:19.260	96	1:36.115	15.419
78	1:34.195	3.252	59	1:36.608	24.199	Lap 11			83	1:35.316	15.611
96	1:35.548	8.244	66	1:37.705	38.307	64	1:34.379		53	1:35.971	18.289
82	1:34.769	11.057	65	1:37.922	41.378	41	1:34.511	.254	69	1:36.412	23.696
83	1:35.400	11.747	84	1:37.559	41.447	50	1:34.522	2.427	18	1:36.155	27.384
53	1:35.431	12.384	97	1:38.664	42.180	2	1:34.446	2.729	59	1:37.687	33.804
69	1:35.300	14.568	58	1:39.376	46.024	78	1:34.373	4.880	52	1:37.637	33.819
18	1:36.322	20.401	24	1:39.154	52.763	96	1:35.960	13.603	66	1:37.812	50.322
52	1:36.393	20.738	89	1:40.695	56.727	82	1:35.408	13.701	65	1:37.308	51.938
59	1:36.657	21.457	32	1:41.766	1:11.020	83	1:35.379	14.594	84	1:38.303	52.428
66	1:38.103	34.468	Lap 10			53	1:36.026	16.617	97	1:36.998	52.485
65	1:37.899	37.322	64	1:33.990		69	1:36.085	21.583	58	1:40.449	1:03.305
97	1:37.905	37.382	41	1:33.849	.122	18	1:35.849	25.528	24	1:39.395	1:07.932
84	1:37.908	37.754	50	1:34.275	2.284	59	1:37.213	30.416	89	1:41.151	1:17.908
58	1:38.623	40.514	2	1:34.693	2.662	52	1:37.308	30.481	32	1:41.487	1:33.571
24	1:39.506	47.475	78	1:34.932	4.886	66	1:39.115	46.809			
89	1:39.799	49.898	96	1:35.697	12.022	84	1:37.788	48.424			
32	1:41.596	1:03.120	82	1:34.794	12.672	65	1:37.797	48.929			
Lap 9			83	1:34.984	13.594	97	1:37.791	49.786			
64	1:33.866		53	1:35.342	14.970	58	1:39.920	57.155			
41	1:33.803	.263	69	1:36.576	19.877	24	1:39.083	1:02.836			
2	1:34.170	1.959	18	1:35.940	24.058	89	1:41.398	1:11.056			
			52	1:37.678	27.552	32	1:41.502	1:26.383			


The results are provisional until the end of the time limit for protests and appeals.

Scott Laing
Chief Time Keeper - Scott Laing

Tom Williams
Clerk of Course - Tom Williams



Computime Race Timing Systems Pty Ltd © 1996
Licensed to Computime Race Timing Systems
www.computime.com.au
COMPUTIME RACE TIMING SYSTEMS PTY LTD
9 Timber Lane, Glen Waverley, Vic 3150. Ph : 0418 17 13 17
E-mail : scott@computime.com.au





2013



SUPERBIKE CHAMPIONSHIPS
BROUGHT TO YOU BY



Round 4 & 5 : Sydney Motorsports Park : August 1 - 4

SUPERSPORT

Round 5 - Race 1

Date: 04/08/13
Event: R19
Weather: Mostly sunny - Temp: 16.9C
Track: Dry - Temp: 26.4C

Started at: 10:46:13
Laps: 12
Starters: 22
Printed at: 11:19


PROVISIONAL LAP CHART

Grid	1	2	3	4	5	6	7	8	9	10	11	12
2	64	64	64	64	64	64	64	64	64	64	64	64
41	78	78	41	41	41	41	41	41	41	41	41	41
78	41	41	2	2	2	2	50	2	2	50	50	2
64	2	2	50	50	50	50	2	50	50	2	2	50
50	96	50	78	78	78	78	78	78	78	78	78	78
83	50	96	96	96	96	96	96	96	96	96	96	82
52	59	83	53	53	53	83	82	82	82	82	82	96
96	83	53	83	83	83	82	83	83	83	83	83	83
82	82	82	82	82	82	53	53	53	53	53	53	53
53	53	59	69	69	69	69	69	69	69	69	69	69
59	69	69	59	52	52	52	18	18	18	18	18	18
69	52	52	52	59	59	59	52	52	52	52	59	59
84	18	18	18	18	18	18	59	59	59	59	52	52
18	68	66	66	66	66	66	66	66	66	66	66	66
65	65	68	97	65	65	65	65	65	65	84	84	65
66	66	65	65	97	84	97	97	97	84	65	65	84
68	24	97	84	84	97	84	84	84	97	97	97	97
97	97	84	58	58	58	58	58	58	58	58	58	58
58	84	24	24	24	24	24	24	24	24	24	24	24
81	58	58	89	89	89	89	89	89	89	89	89	89
24	89	89	32	32	32	32	32	32	32	32	32	32
89	32	32	68									
32												

The results are provisional until the end of the time limit for protests and appeals.

Chief Time Keeper - Scott Laing

Clerk of Course - Tom Williams



Computime Race Timing Systems Pty Ltd © 1996
Licensed to Computime Race Timing Systems
www.computime.com.au

COMPUTIME RACE TIMING SYSTEMS PTY LTD
9 Timber Lane, Glen Waverley, Vic 3150. Ph : 0418 17 13 17
E-mail : scott@computime.com.au

